




KLAUS Multiparking GmbH
Hermann-Krum-Straße 2
D-88319 Aitrach
Fon +49 (0) 75 65 508-0
Fax +49 (0) 75 65 508-88
info@multiparking.com
www.multiparking.com

PRODUCT DATA



mastervarioLS

Lift-/Shuttle system



The automatic lift/shuttle system is similar to a high-rack storage area.

The lift-/shuttle system can be designed as above-ground or underground system or as a combination of both variants.

- Elevator with horizontal and vertical conveying unit
- Shuttle with horizontal conveying unit
- Optional turning unit
- Up to 10 parking levels
- Vehicle height variable
- Different level heights possible
- Floor loads per parking space: 2500 kg
- Higher loads per parking space possible upon request

Please note the separate technical information.

Page 1
Title page

Page 2
Lift-/Shuttle
with steel
structure

Page 3
Lift-/Shuttle
with inter-
mediate
concrete
floors

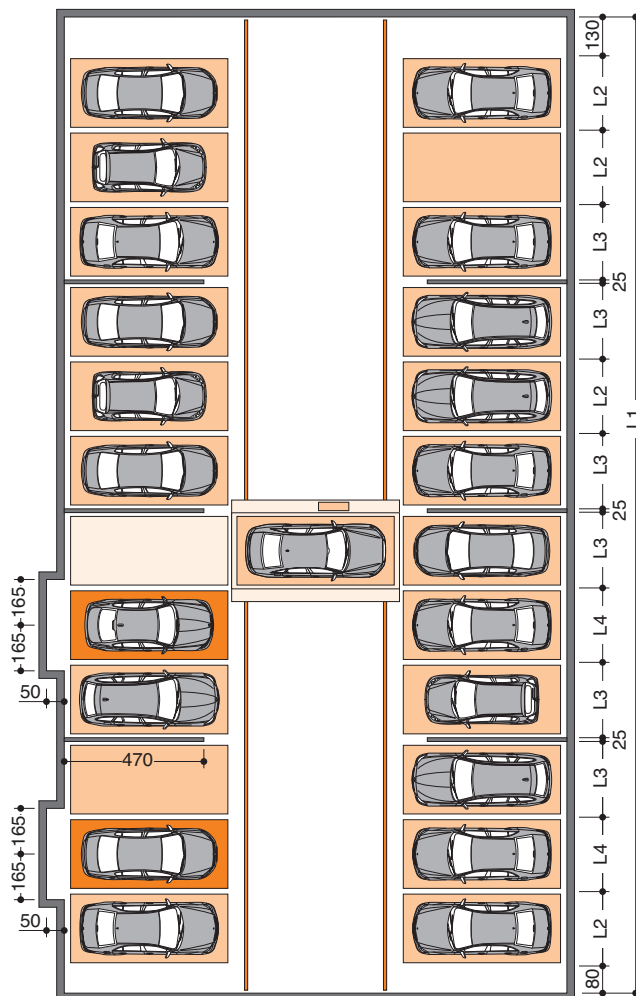
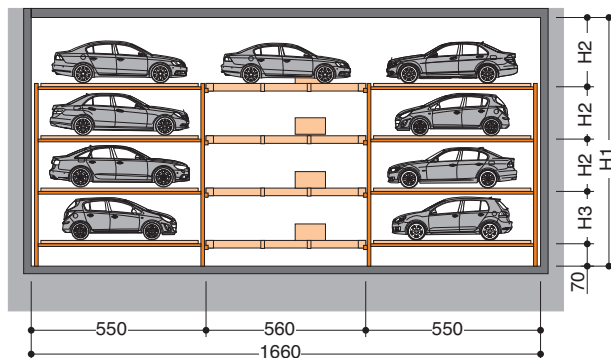
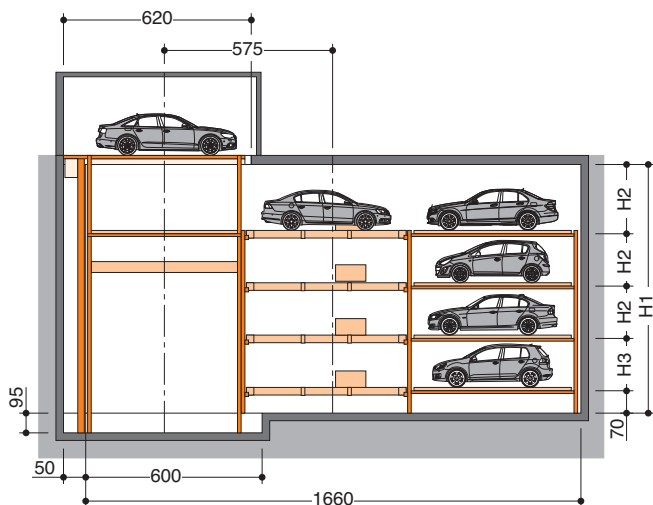
Page 4
Variants

Page 5
Variants

Lift/shuttle system with steel structure

- For 1–10 levels
- Variable lengths
- Transfer cabin can be arranged variably
- Different parking level heights for variable vehicle heights
- Multi-row arrangement possible
- Turning unit optional

Steel structure design



Electrical cabinet

Close to the transfer cabin room for an electrical cabinet is to be provided. Minimum dimensions:
l: 240 cm, w: 200 cm, h: 230 cm.

Height dimensions

	for vehicles up to 160 cm	
levels	H1	
2	465	
3	690	
4	915	
5	1140	
car height	H2	H3
160	225	170
200	265	210

Length dimensions ¹

parking spaces per level	platform width 230 cm			
	L1	L2	L3	L4
22	3495	255	265	300
24	3795	255	265	300
26	4050	255	265	300
28	4305	255	265	300
30	4605	255	265	300
32	4860	255	265	300
34	5115	255	265	300
36	5415	255	265	300
38	5670	255	265	300
40	5925	255	265	300
42	6225	255	265	300
44	6480	255	265	300
46	6735	255	265	300
48	7035	255	265	300
50	7290	255	265	300

! Depending on the location of the transfer cabin, the number of parking spaces may vary.

¹ The specified lengths are only examples and depend on the number of lifts used and the width and number of walls.

Page 1
Title page

Page 2
Lift-/Shuttle
with steel
structure

Page 3
Lift-/Shuttle
with inter-
mediate
concrete
floors

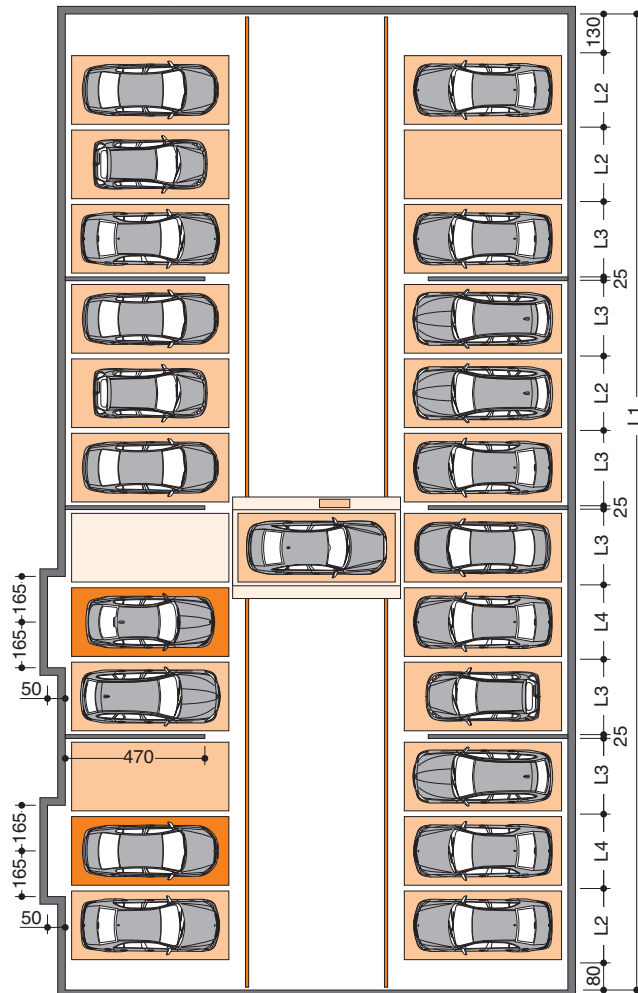
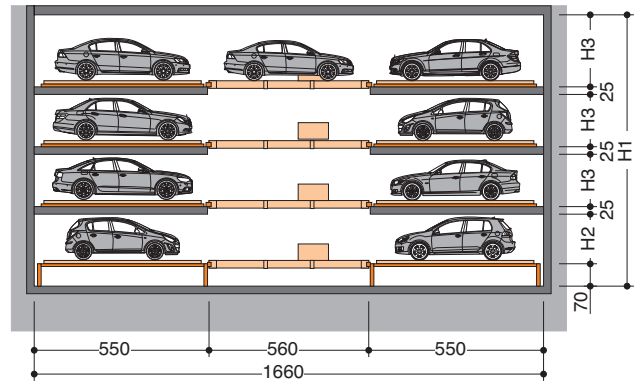
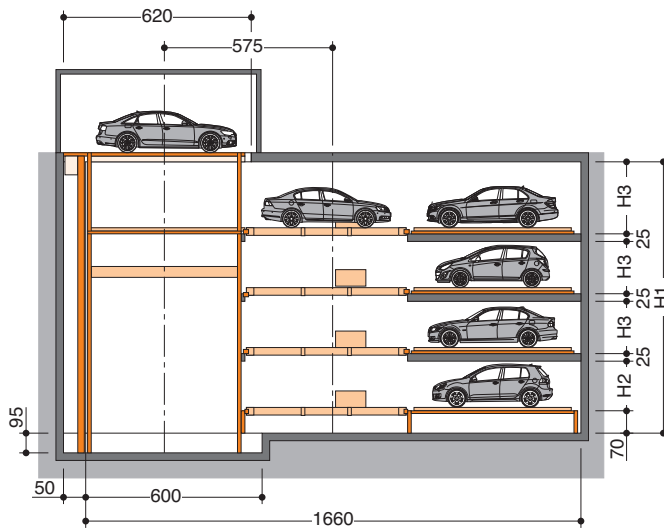
Page 4
Variants

Page 5
Variants

Lift/shuttle system with intermediate concrete floors

- For 1–10 levels
- Variable lengths
- Transfer cabin can be arranged variably
- Different parking level heights for variable vehicle heights
- Multi-row arrangement possible
- Turning unit optional

Design with intermediate concrete floors



Electrical cabinet

Close to the transfer cabin room for an electrical cabinet is to be provided.
Minimum dimensions:
l: 240 cm, w: 200 cm, h: 230 cm.

Height dimensions

levels	for vehicles up to 160 cm
2	H1
3	471
4	704
5	937
5	1170

car height	H2	H3
160	168	208
200	208	248

Length dimensions ¹

parking spaces per level	platform width 230 cm			
	L1	L2	L3	L4
22	3385	245	255	300
24	3675	245	255	300
26	3920	245	255	300
28	4165	245	255	300
30	4455	245	255	300
32	4700	245	255	300
34	4945	245	255	300
36	5235	245	255	300
38	5480	245	255	300
40	5725	245	255	300
42	6015	245	255	300
44	6260	245	255	300
46	6505	245	255	300
48	6795	245	255	300
50	7040	245	255	300

! Depending on the location of the transfer cabin, the number of parking spaces may vary.

¹ The specified lengths are only examples and depend on the number of lifts used and the width and number of walls.

Page 1
Title page

Page 2
Lift-/Shuttle
with steel
structure

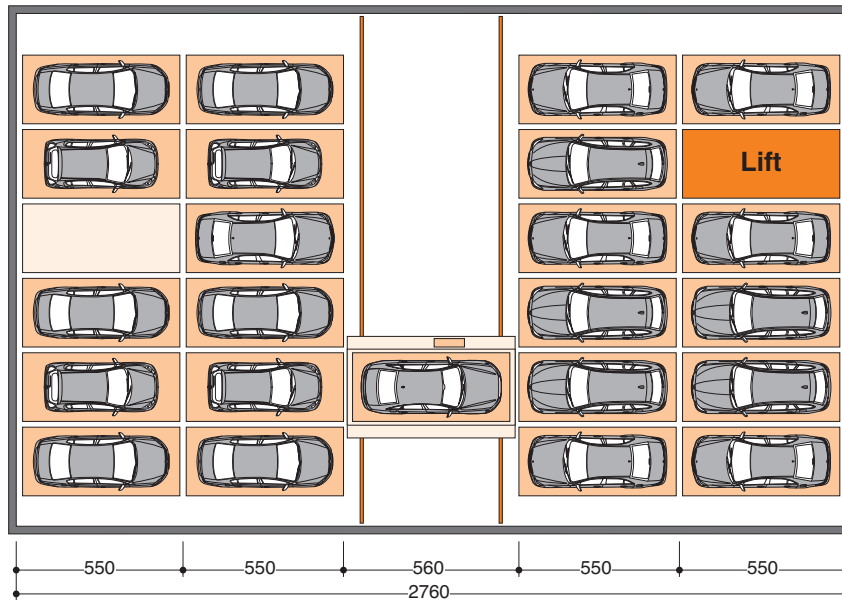
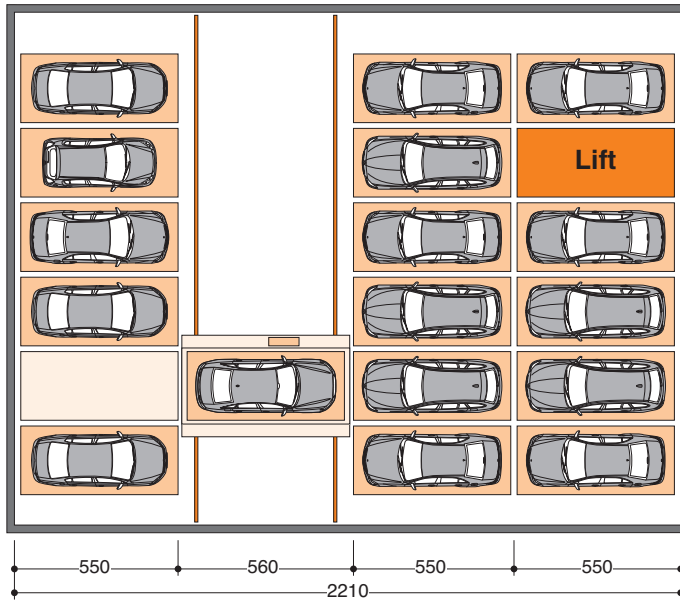
Page 3
Lift-/Shuttle
with inter-
mediate
concrete
floors

Page 4
Variants

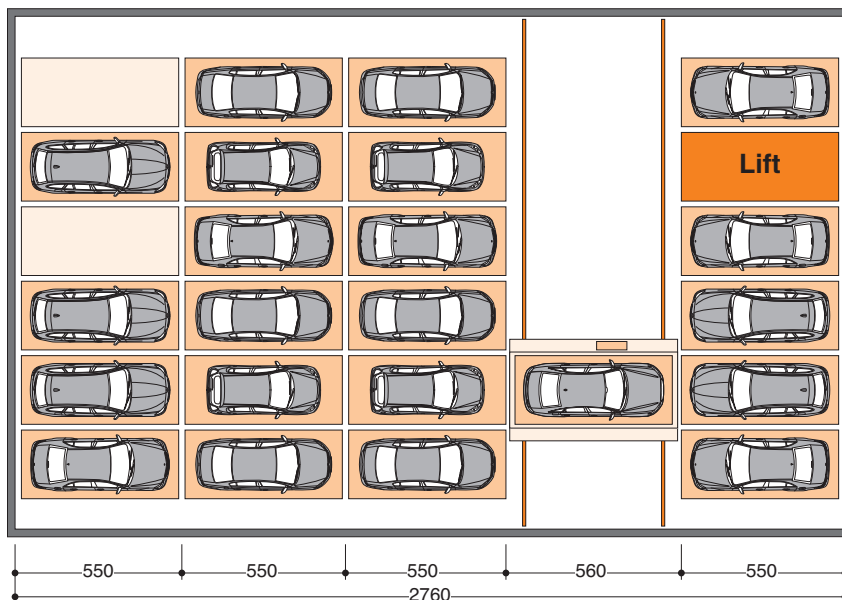
Page 5
Variants

Multi-row arrangement

With the multi-row arrangement, premises can be utilized optimally, and, with the shaft version, money can be saved as far as underground construction costs are concerned.



In case of double storage per level at least 1 empty space is required for moving purposes for storing the pallets.

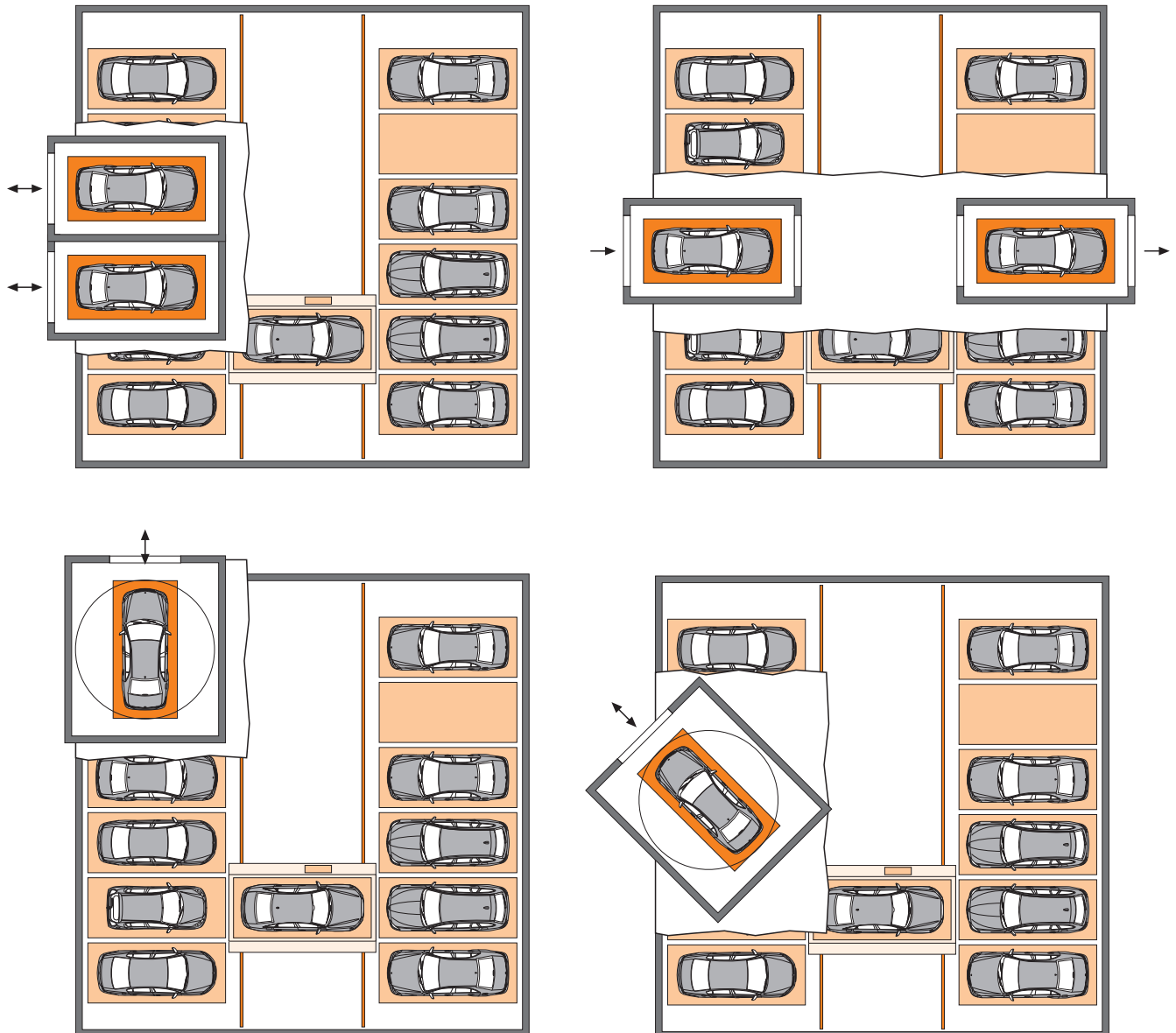


In case of triple storage per level at least 2 empty spaces are required for moving purposes for storing the pallets.

Page 1
Title pagePage 2
Lift-/Shuttle
with steel
structurePage 3
Lift-/Shuttle
with inter-
mediate
concrete
floorsPage 4
VariantsPage 5
Variants

Optional versions of the transfer cabin

The transfer cabin can be arranged flexibly. For optimal access times, the location in the middle of the system is the best solution. The number of transfer cabins can be adjusted depending on the requirements and the type of use.



We reserve the right to change this specification without further notice

KLAUS Multiparking reserves the right in the course of technical progress to use newer or other technologies, systems, processes, procedures or standards in the fulfillment of their obligations other than those originally offered provided the customer derives no disadvantage from their so doing.